



General Information on Structure for ETV ONLINE Teacher Recertification Courses

ETV Teacher Recertification courses are provided by ETV Education for South Carolina educators and approved for renewal credit by the SC Department of Education Office of Educator Services. NO graduate credit is available.

ETV Online Teacher Recertification courses for 20 renewal credits (Annenberg and Other ETV courses):

- All 20 renewal credit courses are provided online in five, 6 to 8 week-long sessions: FALL, WINTER, SPRING I, SPRING II, and SUMMER.
- All 20 renewal credit courses are self-paced and facilitated online at [ETVLearn](#). ETVLearn utilizes Moodle as the course management system in which these courses are housed.
- All courses and descriptions are online at <http://www.scetv.org/teacher-recertification> under “CURRENT COURSES.” *Courses are divided by subject.*
* **NOTE: The “Register Now” links only work during valid registration periods.**
- Registration and payment options are online at <https://store.scetvlearn.org/catalog?pagename=Home> .
* **NOTE: Registration options are only available during valid registration periods.**
- All 20 renewal credit courses contain between 8-16 video lessons each, which equals approximately 8-10 hours of viewing time. For the courses that include Annenberg videos, the link to access the video lesson will take you to the Annenberg site to view the video lesson. Be sure to come back to the [ETV Course site](#) to answer the discussion topic question.
- After viewing each video lesson online, you then respond to a discussion topic question about that video lesson(s) in that topic. You are required to write a discussion topic response of approximately 100 words (some topics vary from the standard and you are directed to either limit response to less than 100 words or there is no length requirement).
- The courses are *self-paced*. You do not have weekly deadlines so you may work at your own pace at any time of day, even completing before the END date of the session if you desire. Your only deadline is to complete ALL work and the final evaluation by the END date of the session.
- As you view video lessons and post your discussion topic responses, your viewing is monitored and your responses are reviewed/rated by the course facilitator on a pass/fail basis. A rating of “1” = pass; “0” = fail. The facilitator will email you if your post is not acceptable. If you complete several lessons at once, please know our facilitator approves them as quickly as possible.
- During the course, you are also encouraged to respond to other class participant’s discussion topic posts. This makes the online course more interactive and interesting!
- Once you complete all course work successfully by the designated END date of the session, you must complete a simple final evaluation to provide your valued input on the course (this is the next to last topic in each course). This is mandatory. The ETV Learn system will not unlock your certificate of completion nor report you as a completer if you do not complete the final evaluation for each course.
- Once we check off that you have completed the final evaluation, your certificate of completion is unlocked. (the certificate is the last topic section in each course). You can access the course site even after your session has ended if you need to print your certificate again.
* **NOTE: The date you first access the *certificate* is the date that prints on the certificate as the completion date so please access your certificate immediately upon completing the evaluation.**
- In order to receive renewal credits, it is your responsibility to provide a copy of any awarded course certificate(s) of completion to SDE Office of Educator Services if you are not employed by a district. If you are employed, you must provide a copy of the certificate to your school district.

- ETV Education will send a Completion List to verify participant achievement to the SDE Office of Educator Services within 10 working days after the course END date.

ETV Teacher Recertification ONLINE courses for 60 renewal credits:

- Currently, the only 60 renewal credit course offered is *Natural History In and Out of the Classroom with Rudy Mancke*. (NO graduate credit)
- This course is only offered in FALL (September – December) and WINTER (January- April) sessions. We must have 10 enrolled in a session to provide the course.
- Course is self-paced, but there are four deadlines during the session when you must turn in assignments. See the synopsis on the course page for requirements and deadlines.
- The video lessons and assignments are facilitated **online** and there is a REQUIRED face-to-face final class meeting in Columbia at the end of the course (held on a Saturday morning).

Go to <http://scetv.org/teacher-recertification> to find courses, descriptions, registration, and online payment. For more information, contact ETV Education at 1-888-761-8132 or 803-737-9915.

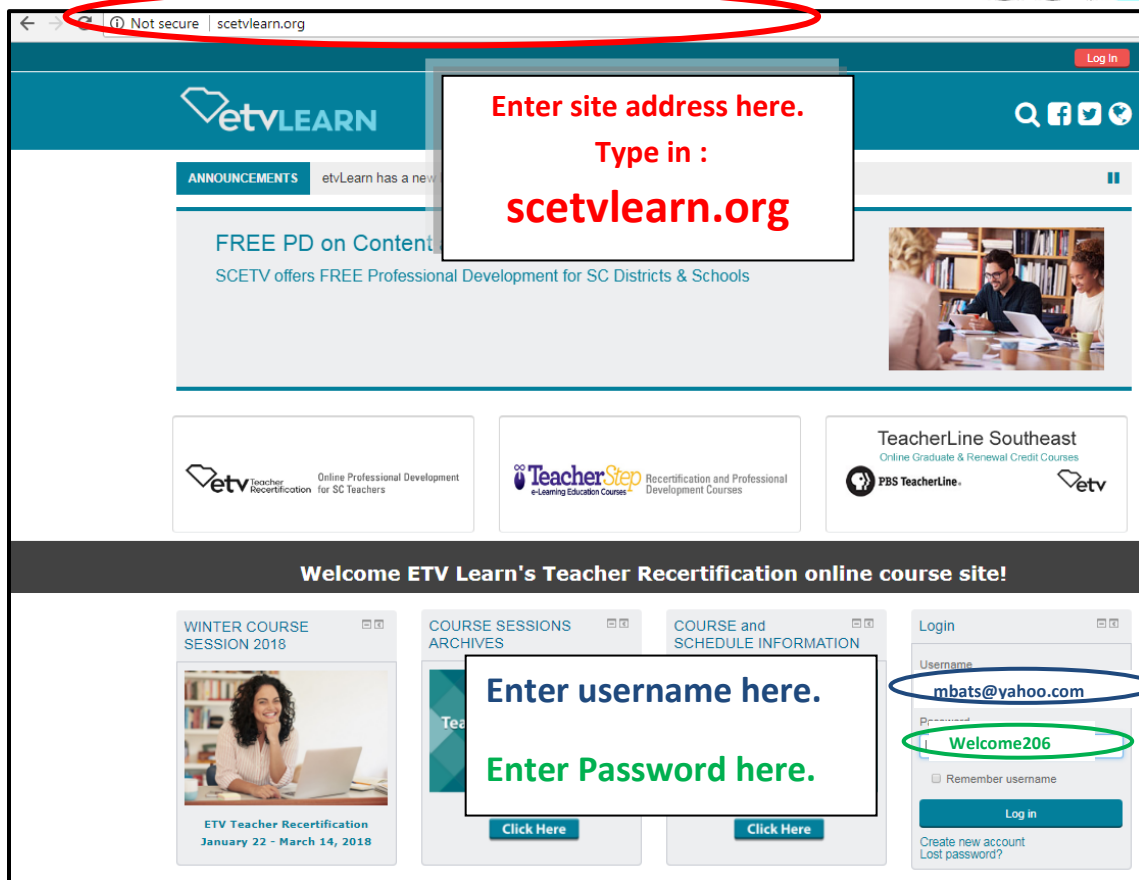
SCETV Education Links

ETV Recertification Information page: <http://scetv.org/teacher-recertification>

SCETV Recertification Registration page: <https://store.scetvlearn.org/catalog?pagename=Home>

SCETV Education Blog: <http://scetv.org/blogs/education>

Know-It-All Resources page: <https://www.knowitall.org/>



Not secure | scetvlearn.org

etvLEARN

Log in

ANNOUNCEMENTS etvLearn has a new...

FREE PD on Content
SCETV offers FREE Professional Development for SC Districts & Schools

etv Teacher Recertification Online Professional Development for SC Teachers

TeacherStep e-Learning Education Courses Recertification and Professional Development Courses

TeacherLine Southeast Online Graduate & Renewal Credit Courses PBS TeacherLine.

Welcome ETV Learn's Teacher Recertification online course site!

WINTER COURSE SESSION 2018
ETV Teacher Recertification January 22 - March 14, 2018

COURSE SESSIONS ARCHIVES

COURSE and SCHEDULE INFORMATION

Login

Username
mbats@yahoo.com

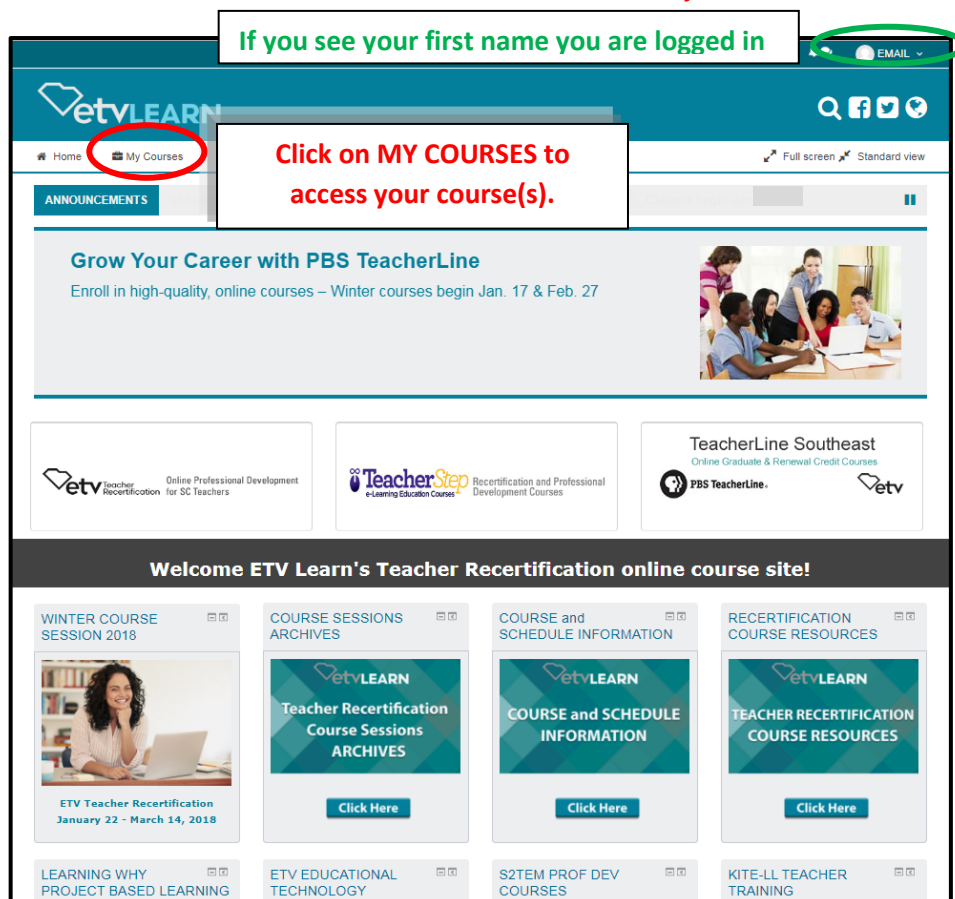
Password
Welcome206

Remember username

Log in

Create new account
Lost password?

Please note: Courses cannot be accessed until start date of session



If you see your first name you are logged in

etvLEARN

Home My Courses

ANNOUNCEMENTS

Grow Your Career with PBS TeacherLine
Enroll in high-quality, online courses – Winter courses begin Jan. 17 & Feb. 27

etv Teacher Recertification Online Professional Development for SC Teachers

TeacherStep e-Learning Education Courses Recertification and Professional Development Courses

TeacherLine Southeast Online Graduate & Renewal Credit Courses PBS TeacherLine.

Welcome ETV Learn's Teacher Recertification online course site!

WINTER COURSE SESSION 2018
ETV Teacher Recertification January 22 - March 14, 2018

COURSE SESSIONS ARCHIVES

COURSE and SCHEDULE INFORMATION

RECERTIFICATION COURSE RESOURCES


LEARNING WHY PROJECT BASED LEARNING

ETV EDUCATIONAL TECHNOLOGY

S2TEM PROF DEV COURSES


KITE-LL TEACHER TRAINING

Topic 1

 Lesson 1: A Literary Tour of South Carolina: Sue Monk Kidd


 Discussion Topic 1: Consistent Structure for Writing

Topic 2

 Lesson 2: A Literary Tour of South Carolina: Lois Battle


 Discussion Topic 2: Model the Writing Process

Topic 3

 Lesson 3: A Literary Tour of South Carolina: Kathryn Wall


 Discussion Topic 3: Model Good Writing Behavior

Topic 4

 Lesson 4: A Literary Tour of South Carolina: C. Hope Clark

 Discussion Topic 4: Development of Storyline and Characters

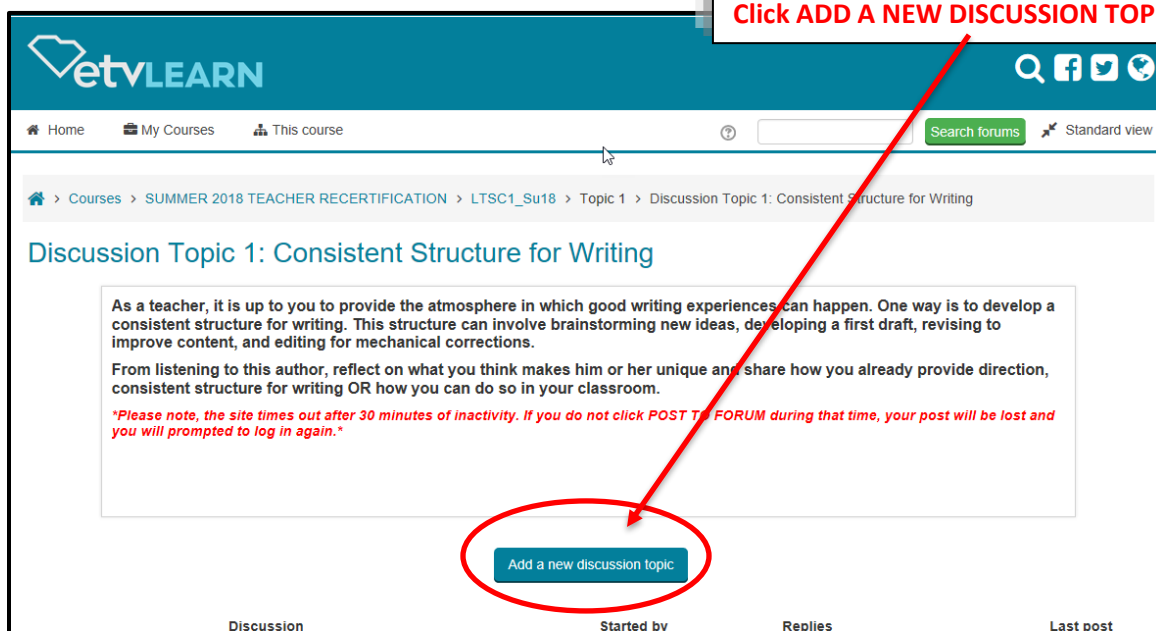
Topic 5

 Lesson 5: A Literary Tour of South Carolina: Dinah Johnson

Number of topics varies.

Click on **Lesson 1:** to view video and/or get topic instructions.

Click on **Discussion Topic 1:** to respond.



etvLEARN

Home My Courses This course

Search forums Standard view

Courses > SUMMER 2018 TEACHER RECERTIFICATION > LTSC1_Su18 > Topic 1 > Discussion Topic 1: Consistent Structure for Writing

Discussion Topic 1: Consistent Structure for Writing

As a teacher, it is up to you to provide the atmosphere in which good writing experiences can happen. One way is to develop a consistent structure for writing. This structure can involve brainstorming new ideas, developing a first draft, revising to improve content, and editing for mechanical corrections.

From listening to this author, reflect on what you think makes him or her unique and share how you already provide direction, consistent structure for writing OR how you can do so in your classroom.

Please note, the site times out after 30 minutes of inactivity. If you do not click POST TO FORUM during that time, your post will be lost and you will be prompted to log in again.

Add a new discussion topic

Discussion Started by Replies Last post

Click **ADD A NEW DISCUSSION TOPIC**

After you complete all of the topics and your posts have been accepted, the Final Course Evaluation will be available and must be completed before your certification is accessible.

If you see ANY “Not available unless:” you will not have access to the certificate until the Discussion Topic(s) and evaluation is completed.

Evaluation

Final Course Evaluation

In order to receive your certificate for the course, you must have satisfactorily completed all of your discussion assignments and the Final Course Evaluation activity listed here. Your submissions will be reviewed and graded. Once these prerequisites are met and a grade assigned, your certificate becomes available to you for download.

Final Course Evaluation

Not available unless:

- You achieve a required score in Discussion Topic 1: Consistent Structure for Writing
- You achieve a required score in Discussion Topic 2: Model the Writing Process
- You achieve a required score in Discussion Topic 3: Model Good Writing Behavior
- You achieve a required score in Discussion Topic 4: Development of Storyline and Characters
- You achieve a required score in Discussion Topic 5: Writing Process and Success
- You achieve a required score in Discussion Topic 6: Forms of Writing/Genre
- You achieve a required score in Discussion Topic 7: Critiquing Process
- You achieve a required score in Discussion Topic 8: Surprising Aspect
- You achieve a required score in Discussion Topic 9: Good Writing Habits and Promoting Writing
- You achieve a required score in Discussion Topic 10: Developing Setting, Background, Plot
- You achieve a required score in Discussion Topic 11: Integrating Content
- You achieve a required score in Discussion Topic 12: Favorite

Certificate

Printing Your Certificate

Once all coursework is reviewed/rated, the final evaluation will unlock for you to answer five questions, giving your input on the course.

Once we check off that you have answered the final evaluation questions, your certificate of completion will unlock for you to print it.

IMPORTANT: Please print your certificate of completion by at least two weeks after the session ends because the date accessed is the date that will be printed on the certificate and, once we close out the session, you will no longer be able to get into Moodle system to print it.

PLEASE be patient. It may take several days after course ends for your facilitator to sign off on all of your course work.

Course Certificate

Not available unless: You achieve a required score in Final Course Evaluation

ETV Education Customer Service

For Assistance Contact:
ETV Customer Service
Phone: 1-888-761-8132
Email: moodleadadmin@scetv.org



SCETV Education Links

ETV Recertification Information page: <http://scetv.org/teacher-recertification>

SCETV Recertification Registration page: <https://store.scetvlearn.org/catalog?pagename=Home>

SCETV Education Blog: <http://scetv.org/blogs/education>

Know-It-All Resources page: <https://www.knowitall.org/>

Video Viewing Problems




If your video segments are slow, stuck or buffering, it's very possible that your directories of "temporary internet files" and RAM (sometimes known as "cache") are close to the maximum and just cannot take anymore, the end result being any of the above scenarios or videos that: A) come to a complete freeze; B) start/stop/start/stop in a choppy way; or C) never even make it onto your screen. *Temporary internet files are tiny bits of webpages that get permanently put on your hard-drive. They will remain forever on your computer, gradually plugging it up like hair stuck in a sink drain, until you finally get rid of them -- or "clear your cache" of "temporary internet files", "cookies", and "history".* Here are some things you can try to see if you can get your computer to cooperate:

- Allow the video segment to load – it may take several seconds for the video to start.
- Close all windows that you don't need. Having too many windows open will slow the loading process.
- Go to your internet browser and clear/delete the history, temporary internet files and cookies by doing the following:
(keyboard tip: a shortcut for bringing up computer/browser maintenance menu in most browsers is to press CTRL+SHIFT+DELETE simultaneously – this skips the steps below and takes you right to the exact menu needed).


➤ In Microsoft Edge:

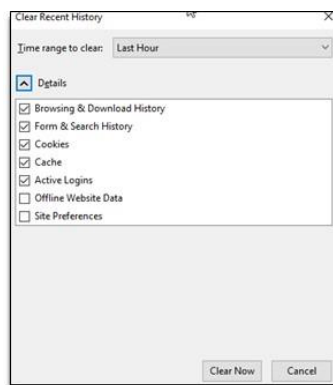
How do I clear cookies in Microsoft edge?

- ✓ Open Microsoft Edge.
- ✓ Click on ... symbol on the top right corner of the browser.
- ✓ Select **SETTINGS** from the drop down menu.

- ✓ Under  click on 
- ✓ Click  to start the process.

➤ In FireFox:

- ✓ Click on  symbol on the top right corner of the browser.
- ✓ Click on **HISTORY**
- ✓ Click on **CLEAR RECENT HISTORY**
- ✓ Click in ATLEAST top 4 boxes and click **CLEAR NOW** button at the bottom of the menu.



➤ **In Chrome:**

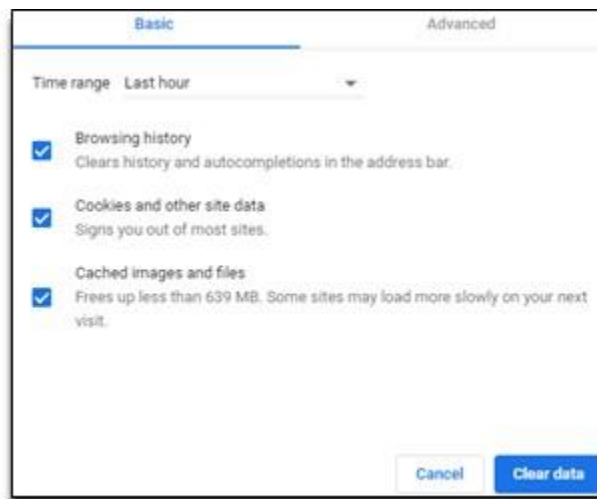
- ✓ click on the  and select Settings

- ✓ Scroll all the way to the bottom and click on the word **ADVANCED**

- ✓ Under PRIVACY AND SECURITY click on

Clear browsing data
Clear history, cookies, cache, and more

- ✓ Click each checkbox and click the CLEAR DATA button.



- Shut down the computer and reboot it.

If all that fails:

- Try a different computer in the same place you are at, if possible.
- Try viewing the videos at a different location.
- Change your web browser – please be sure you are not confusing a web browser with a SEARCH ENGINE
 - ❖ WEB BROWSER - applications on your computer that allows you to visit websites
 - ❖ SEARCH ENGINE – sites used by web browsers that search the internet for specified keywords and returns a list of sites that contain the keywords - such as Google, Ask, or Bing.
 - This is a short video briefly describing the difference:
<http://googleblog.blogspot.com/2009/10/what-is-browser.html>
- Below are 3 web browsers you can download for free.
 - ❖ Internet Explorer - <https://www.microsoft.com/en-us/download/internet-explorer.aspx>
 - ❖ Chrome - <http://www.google.com/chrome/>
 - ❖ Firefox - <https://www.mozilla.org/en-US/firefox/new/>